





L1® PORTABLE LINE ARRAY SYSTEMS

Quick Comparison Guide

Bose® L1 portable line array systems use proprietary technology to deliver clear, powerful sound throughout the entire listening area – even off to the extreme sides. The combination of performance, portability and easy setup makes L1 systems well-suited for any event that requires professional sound.

							
		L1 Model II system		L1 Model I system		L1 Compact system	
Positioning		Our best sound coverage with easy transport and setup.		Our versatile, original system provides wide, uniform coverage and includes four integrated inputs.		Our smallest, lightest and easiest-to-set-up L1 system, weighing just 29 pounds.	
Audience size		For smaller to larger spaces with audiences of up to 500.				For smaller spaces with audiences of up to 100.	
Applications		<ul style="list-style-type: none">• Voice reinforcement for business presentations and public speaking.• Schools and universities.• In-home events.• Country clubs.• Military and law enforcement.• Dance instruction.		<ul style="list-style-type: none">• Music playback for entertainment.• Hospitality.• Secondary PA or backline for houses of worship.• Memorial services.• Broadcast – radio remotes.			
Acoustic performance		Bose Spatial Dispersion™ system technology delivers sound evenly across the stage and throughout the audience. The L1 Model I and L1 Model II systems project sound waves forward and to the sides at nearly 180 degrees and with little vertical dispersion, reducing unwanted room reverberation. Amplified sound is spread more evenly across the stage and into the audience. The volume level drops off much more slowly than with a conventional speaker.				Bose Spatial Dispersion™ system technology delivers sound evenly across the stage and throughout the audience – even to the extreme sides. The L1 Compact loudspeaker array is smaller than those in the L1 Model I and Model II systems, yet produces comparable horizontal sound coverage. The L1 Model I and Model II systems project sound further and with less volume drop-off than the L1 Compact system.	
Coverage		180° H x 0° V				180° H x 40° V	
Max SPL (Continuous and Peak) @ 1m		115 dB (Cont.), 121 dB (Peak)				106 dB (Cont.), 112 dB (Peak)	
Low-frequency range (-3 dB)		40 Hz				65 Hz	
Bass		Modular Bass. Add B1 bass modules when additional low-frequency output is required.				The L1 Compact system features an integrated bass speaker in the power stand and is not compatible with the B1 bass module.	
I/O		One analog input channel in the power stand. Four additional ToneMatch® channels are available by adding the optional T1 ToneMatch audio engine.		Two integrated ToneMatch® channels with more than 90 selectable presets for a variety of popular microphones and instruments; two additional input channels for other audio sources and portable media players. <i>Compatible with the T1 ToneMatch audio engine – T1 power supply required.</i>		Two integrated ToneMatch® channels with fixed presets: one for a handheld microphone and one for an acoustic guitar. <i>Compatible with the T1 ToneMatch audio engine – T1 power supply required.</i>	
System includes		<ul style="list-style-type: none">• L1 Model II system power stand with carry bag.• L1 Model II Cylindrical Radiator® loudspeakers with carry bag.• B1 bass module with cable and slipcover.• T1 ToneMatch audio engine and cable.• T1 ToneMatch audio engine protective cover and carrying bag.• T1 ToneMatch audio engine mounting bar and carriage.		<ul style="list-style-type: none">• L1 Model I system power stand with carry bag.• L1 Model I Cylindrical Radiator® loudspeakers with carry bag.• B1 bass module with cable and slipcover.• R1 remote and cable.		<ul style="list-style-type: none">• L1 Compact system power stand with slipcover.• L1 Compact loudspeaker array.• L1 Compact system extensions with carry bag.	